





















































WhatsConnected Features Matrix

The below matrix maps the WhatsConnected feature support to the WhatsUp Gold product family.

| WhatsConnected | Standard Edition | Premium Edition | MSP Edition | Distributed Edition |
|---|------------------|-----------------|-------------|---------------------|
| Network Discovery | | | | |
| Discovery of IP networks and associated subnets | | | | |
| Discovery of layer 2 connectivity | | | | |
| Discovery of layer 3 addressing | | | | |
| Discovery of VLAN connectivity | | | | |
| Discovery of virtualized devices/systems | | | | |
| Discovery of non-contiguous subnets | | | | |
| Discovery of switch port connectivity | | | | |
| Discovery of devices without IP addresses | | | | |
| Discovery of Spanning Tree and Bridge Port information | | | | |
| Support for devices from every major network equipment manufacturer including; Cisco/Linksys, Foundry, Juniper, Nortel, 3Com, Extreme, Dell, Alcatel, DLink, SMC and others | | | | |
| Discovery of device asset and configuration information and | | | | |
| Topology Visualization | | | | |
| Auto-creation of topology maps | | | | |
| Display of physical topology in either spoke, hierarchical or custom views | | | | |
| Correlation of layer 2 connectivity to layer 3 addressing | | | | |
| Exports network maps to Visio 2003 or 2007 using either Visio, Cisco or WhatsUp Gold device templates | | | | |
| Shows or hides device connectivity | | | | |

| WhatsConnected | Standard Edition | Premium Edition | MSP Edition | Distributed Edition |
|---|---|---|---|---|
| Prints any type of network map |  |  |  |  |
| Management Console | | | | |
| Management and configuration of network discovery, maps and display of device information |  |  |  |  |
| Sorts and displays network device information based on device categories, device list, topology maps, subnets or link views |  |  |  |  |
| Printing of inventory and configuration data and network topology maps |  |  |  |  |
| Automatically classifies network devices by type and groups devices accordingly |  |  |  |  |
| Support of wild card search for device configuration, inventory or other device specific information |  |  |  |  |
| Layer 2 Trace | | | | |
| Validates end-to-end connectivity over a defined path |  |  |  |  |
| Support of both LAN or WAN connectivity |  |  |  |  |
| Displays in-bound and out-bound interfaces for each network device in the path |  |  |  |  |
| IP/MAC Finder | | | | |
| Locates either IP or MAC addresses for a device |  |  |  |  |
| Displays network device and connectivity |  |  |  |  |
| WhatsUp Gold Integration | | | | |
| Exports automatically created layer 2 topology maps with full device connectivity to WhatsUp Gold |  |  |  |  |
| Automatic creation of Active Monitors in WhatsUp Gold for immediate connectivity monitoring |  |  |  |  |